

## Canadian experience

Thinking of where you would like to be next winter? Or planning a skiing holiday for this summer?

Lesley recommends British Columbia!!! After six weeks enjoying BC hospitality, spectacular scenery and awesome wildlife she came back buzzing! Those of you who have liked us on Facebook will have seen some of these....but for those of you who have not yet joined us in the online environment...here are some of the highlights:



A Nimbus 2000 found in this artisan broom shop in Crawford Bay



<http://www.northwovenbroom.com>



Books instead of lollies handed out at the Peach Festival Parade in Penticton

On Vancouver Island the city of Nanaimo has the delicious Nanaimo bar for sale in many cafes. Something those of you who have a sweet tooth may like to try.

<http://www.nanaimo.ca/EN/main/visitors/NanaimoBars.html>

### Nanaimo Bars

Adapted from [Joyce Hardcastle](#)

#### Bottom Layer

- ½ cup unsalted butter at room temperature
- ¼ cup sugar
- 5 tbsp cocoa powder
- 1 egg, beaten
- 1 ¼ cups graham cracker crumbs
- ½ cup finely chopped almonds
- 1 cup coconut

Combine the butter, sugar and cocoa powder in a double boiler and heat until melted. Slowly drizzle the hot mixture into the beaten egg, whisking constantly until thickened. Stir in the graham cracker crumbs, almonds, and coconut. Press the mixture firmly into an ungreased 8" x 8" baking pan.

#### Middle Layer

- ½ cup unsalted butter at room temperature
- 3 tbsp whipping cream
- 2 tbsp vanilla pudding powder
- 2 cups icing sugar

Cream together the butter, cream, vanilla pudding powder and icing sugar until light. Spread over bottom layer.

#### Top Layer

- 4 oz semi-sweet chocolate
- 2 tbsp unsalted butter


Melt the chocolate and butter in a double boiler over low heat. Once cool but still liquid, pour over middle layer and chill in refrigerator until set, about an hour. Cut into squares using a knife dipped in hot water. For easier (and neater!) pieces, dip the pan very briefly in hot water and then turn out onto a plate. Flip over using a second plate and cut into squares.



## NZ-Ed Show


If you did not get to the NZ-Ed show this year... then you missed a treat! There was an amazing range of books, toys, activities to explore and some fantastic speakers (Nigel Latta, Debbie Mayo-Smith) and a venue close to the airport with easy access in Auckland!

A couple of exhibitors were simply promoting their product which is **free** to schools. One of these is Skoodle **skoodle** provides children aged 6 - 14 years with a chance to explore the latest web tools in a fully-moderated 24/7 online environment. They learn how to keep safe online, be respectful and resilient, earn virtual badges and awards, talk with friends, build their own



website and avatars, achieve their ICT Stars and so much more.

<http://www.skoodle.com/>



# skoodle

The second programme is designed for Y7&8 children.

It is the Nestle - Be Healthy Be Active

<https://www.be-healthy-be-active.co.nz/>

We created a display of statements and photos from Christchurch schools and got a great response from other exhibitors to our challenge to support Christchurch, especially in light of the Government announcements.

We have donated our website access to Christchurch city schools. If you have friends teaching down there – check that their school is aware of and has taken up this offer!

We want to share with you one of the responses from Burwood School:

- one staff member passed away from heart attack in April, linked directly to earthquake stress;
- half of our enrolment zone is 'red' zone - our roll has already dropped by more than 150 and there are more to come;
- we are finding more OOZ applications of very needy students who are absorbing out learning support provision;
- more than 25% of my staff are red zoned and have ongoing issues re EQC and insurance;
- we lost our hall last Feb - 17 months of no indoor assemblies, gymnastics, PMP, wet lunchtime play, parent evenings, team hui, community meetings, school discos etc;
- our children are fragile - several have developed weather phobias - wind brings on hysteria;
- our children and parents have short fuses and can't withstand the slightest inconvenience or bump in the playground - catastrophising is frequent; (and with our staff!)
- surplus staffing is hanging over our teachers;
- cuts to hours and possible redundancies for our support staff - cuts to our funding mean cuts to jobs;
- our paved surfaces are damaged - netball courts out of action for games;
- our families are under huge financial pressure - when the local intermediate visited our Year 6 kids, every

question our kids asked was 'how much does it cost to....?';

- parents who live right next to the school are considering starting their children at other schools as they worry we'll close;
- we were told we'd know what was happening in Chch by the end of Aug - we're still waiting. The rumours flying around this year have been exceedingly worrying for our staff (eg we will be closed, we will be amalgamated etc)

Statements such as this convinced us we want to do all we can to help and support our colleagues in Christchurch.

## Making Great Use of Our Resources?

We would love some feedback!

We are busy plotting changes to our website and would like your input.


We got the chance to network with a number of Publishers at the NZ-Ed Show and have wheels in motion to put an extra tab on your interface that will let you connect with publishers and order books to support resources that you would like to use in your school.

The second idea we are considering is creating the ability to search all or search just the books you have in your book room. This would require us to create a section that would let each school select the books you have (a bit of work initially but once done could just be updated as you purchase new books).

The third idea is to take our resource off shore and so we would love it if you could forward this newsletter on to any contacts you have who are teaching in overseas schools and encourage them to get in touch with us at:

[info@greatlittlereaders.co.nz](mailto:info@greatlittlereaders.co.nz)

Lastly – but by no means least – we would love some new testimonials to upload onto our website! Just email your thoughts to the above address. We look forward to hearing from you.

 Like us on Facebook

<http://www.facebook.com/pages/Great-Little-Readers>

 Forward this newsletter to a teaching friend!

[www.greatlittlereaders.co.nz](http://www.greatlittlereaders.co.nz)

Quality resources for great teachers!